

Making a good start: Studying at UniSA for post graduate students

Presented by: Learning Advisers, Learning & Teaching Unit

(All images are from Microsoft Clip Art unless otherwise stated.)

This session

- How is university study different?
- How is post graduate study different?
- What are the implications for YOU?
- Make a good start today ...



What are your questions?

Think ...

What questions do you still need answered to be ready to make a really good start at uni?



Differences

- Size of the institution
- Time spent in class
- Kinds of classes
- Staff expectations
- Teaching methods
- Assessment types – larger, different format, level of English
- Assessment criteria – more formal and more demanding
- Availability of staff



Student centred independent learning



What does this mean?

Students:

- Take responsibility for your learning
- Find out what information and skills they need to succeed at your study
- Use a planner to organise your lectures, tutorials, seminars, assignments etc.
- Identify what you need to do and how to do it
- Demonstrate your knowledge in a range of assessment items

Get to know the system

- Who is your program director?
- Who is your course coordinator?
- What are the requirements for assessment?
- How do you hand up assignments?
- What is the policy for extensions and resubmissions?
- The university's policy on academic integrity?
- The library
- Campus Central
- The Learning and Teaching Unit (LTU)

Implications for you ...

Less direct, personal contact
with staff

So...

- **Ask questions if you need help**
- Make sure you know the **names** of, and how and when to contact your tutors and lecturers
- Use **email** to contact them.
- Most try to respond to your emails within 24hours.



Difference: time

Amount of time spent in
class at ...

- **School**
 - Approx. 40 weeks of the year
 - Approx. 6 hours a day

and at ...

- **University**
 - Approx. 26 weeks of each year
 - Approx. 3 to 4 hours a day – some days no classes



Difference: Culture

Home culture

- One text book
- No assignments
- Examination at end of course
- Teacher centred learning
- Lots of personal one on one help
- Lack of online environment

At UniSA

- Find information from multiple texts
- Written assignments, oral presentations, practical work assessment
- Student centred learning
- Limited availability of staff
- Online environment central to success

How much time for study?

Most courses are worth 4.5 units.

For a study period of 14 weeks this equals 11 – 12 hours per week for ONE 4.5 unit course which includes *contact* and *non contact* time

Full time study = 36 points = 40 hours per week
(i.e. equal to a full-time job)



Sample student timetable

Time	Monday	Tuesday	Wednesday	Thursday	Friday
9.10					
10.	Course 1 Lect (50 minutes)				
11		11.30 Course	Course 3 Lect (50 minutes)		
12		1 Tute (90 minutes)		Course 4 Tute (120 minutes)	
1	1.30 Course 2 Tute (90				
2	minutes)		Course 3 Tute. (90 minutes)		
3				Course 4 Lect (50 minutes)	
4	Course 2 Lect (50 minutes)				To work

What does 'independent study time' involve?

- Planning and organising
- Reading for assignments, tutorials, lectures
- Researching assignments in the library (or virtual library)
- Discussion with other students
- Thinking and writing assignments
- Keeping track of how you are going




Difference: assessment

- Larger pieces of assessment than at school, TAFE or for undergraduate study
- More formal writing
- **Get all the information about assessments, in the Course Information Booklets in Weeks 1 or 2.**
- Base all your writing on a wide range of “scholarly” or “academic” books & articles etc.
- Use a referencing system
- Planning, researching, writing and editing each assignment – **takes more time than expected**



Implications for you ...

- Get organised
- Know the system
- Have **strategies** to manage time and balance the different aspects of your life
- Develop good **searching strategies**
- Expand your academic writing skills and the use of a referencing system

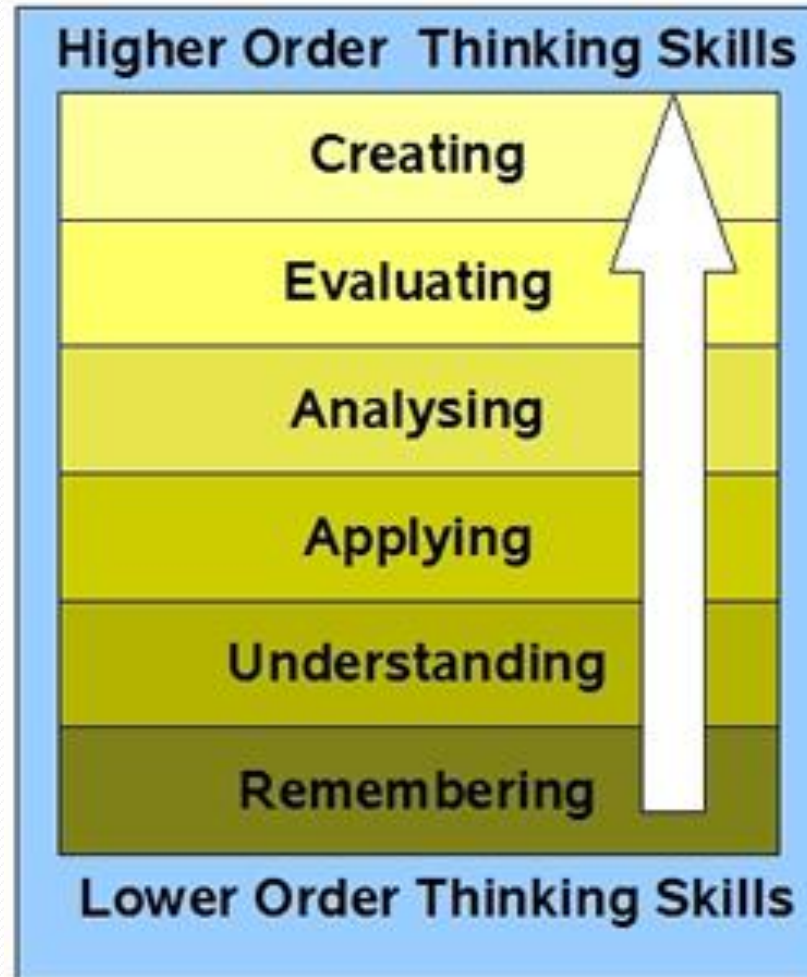


So...

Getting ready ...

1. Check your **timetable** in EnrolOnline
2. **Access MyUniSA**
 - *My studies*
 - Your program: Program Director; structure of program
 - Each Course for SP2: Course Co-ordinator; Text books; Timetable and rooms; assessment; expectations for week 1
 - *My email*
 - *My resources*
 - Printing and internet quota
 - *My Services*
 - Learning & Teaching Unit site
 - Library site

Post graduate study



Post graduate study

- Excellent researchers
- Excellent writers
- Already have broad knowledge in the field
- Expanding on your area of expertise
- Contributing to knowledge in your field.



What do you do if?




What if one of the following happens?

- You've got to write a type of **assessment** you've never done before?
- You've never written an **essay, research paper, report**?
- You can't keep up with the amount of **reading**?
- You're finding it hard to **balance** study work and life?
- You're finding it hard to get **assignments in on time**?
- **It's all getting too much?**

Managing your own learning

Use the Learning and Teaching Unit Resources

See a Learning Adviser



Good luck with your studies at
UniSA!